

# Rothschild & Co Risk-Based Canada Index

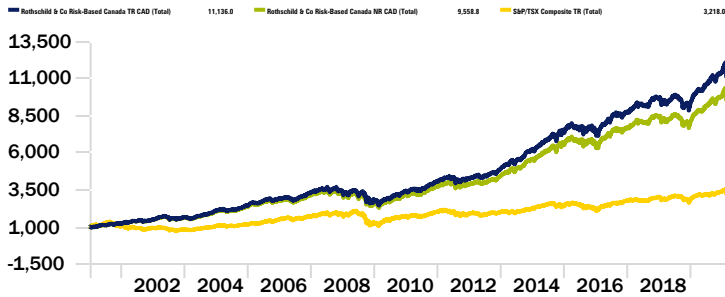


Monthly Report As of 2/29/2020

The Rothschild & Co Risk-Based Canada Index provides an alternative to market-cap weighting with a risk-based approach to index construction. The strategy seeks to equalize risk contribution of index constituents and to maximize risk diversification while avoiding excessive turnover and portfolio concentration. The approach seeks to provide lower volatility, reduced maximum drawdown and higher Sharpe ratio compared with market capitalization indices over the long-term.

## Cumulative Index Performance

Time Period: 1/14/2000 to 2/29/2020



## Calendar Year Returns %

	Tot Ret	Net TR	S&P/TSX		Tot Ret	Net TR	S&P/TSX
<b>2019</b>	24.28	23.34	22.88	<b>2009</b>	21.47	20.30	35.05
<b>2018</b>	-5.87	-6.59	-8.89	<b>2008</b>	-19.19	-20.06	-33.00
<b>2017</b>	11.62	10.86	9.10	<b>2007</b>	5.23	4.58	9.83
<b>2016</b>	14.80	14.08	21.08	<b>2006</b>	14.38	13.68	17.26
<b>2015</b>	0.72	0.09	-8.32	<b>2005</b>	16.87	15.75	24.13
<b>2014</b>	21.04	20.20	10.55	<b>2004</b>	18.74	17.90	14.48
<b>2013</b>	28.05	27.07	12.99	<b>2003</b>	26.32	25.22	26.72
<b>2012</b>	13.58	12.68	7.19	<b>2002</b>	10.38	9.60	-12.44
<b>2011</b>	5.59	4.75	-8.71	<b>2001</b>	17.60	16.69	-12.57
<b>2010</b>	18.36	17.35	17.61				

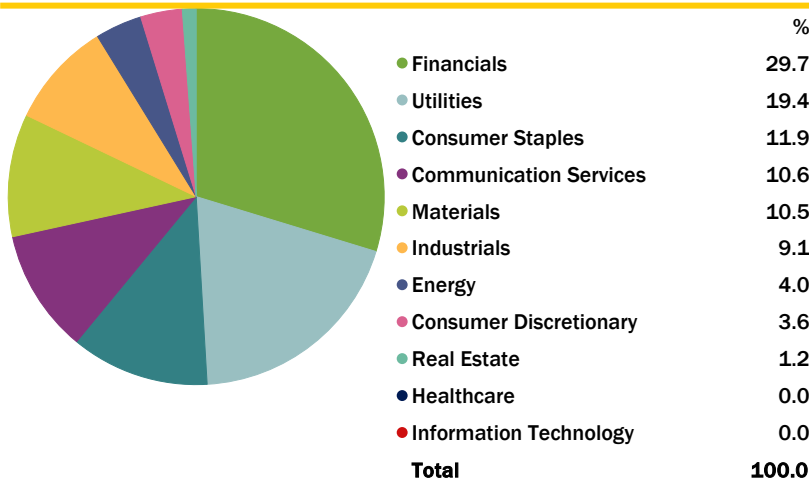
## Total Return %

	Index Value	1M	3M	YTD	1yr	3yr	5yr	10yr	Since Inception
Risk-Based Canada TR CAD	3,804.14	-5.18	-1.74	-2.12	11.85	7.95	7.33	12.43	12.72
Risk-Based Canada NR CAD	3,417.48	-5.21	-1.92	-2.20	11.01	7.16	6.59	11.60	11.87
S&P/TSX Composite TR	57,884.56	-5.90	-3.83	-4.26	4.89	4.98	4.42	6.51	6.02

## Risk/Returns Characteristics vs. S&P/TSX Composite Index

	Standard Deviation			Sharpe Ratio			Beta			Up Capture*			Down Capture*		
	1 Yr	3 Yr	5 Yr	1 Yr	3 Yr	5 Yr	1 Yr	3 Yr	5 Yr	1 Yr	3 Yr	5 Yr	1 Yr	3 Yr	5 Yr
Risk-Based Canada TR CAD	8.62	7.75	7.21	0.74	0.52	0.40	0.78	0.74	0.73	63.81	63.29	63.62	45.63	53.99	56.46
Risk-Based Canada NR CAD	8.59	7.74	7.21	0.67	0.45	0.34	0.78	0.74	0.73	62.94	62.47	63.03	46.37	54.61	56.97
S&P/TSX Composite TR	9.33	9.88	9.17	0.10	0.21	0.13	1.00	1.00	1.00	100.00	100.00	100.00	100.00	100.00	100.00

## Sector Weights



## Top 10 Constituents

	Sector	Weight %
Bank of Montreal	Financials	3.13
Canadian Imperial Bank of Commerce	Financials	3.09
National Bank of Canada	Financials	2.98
Hydro One Ltd	Utilities	2.88
Ritchie Bros Auctioneers Inc	Industrials	2.78
Bank of Nova Scotia	Financials	2.57
Great-West Lifeco Inc	Financials	2.46
The Toronto-Dominion Bank	Financials	2.45
Canadian Utilities Ltd A non-voting	Utilities	2.33
Fortis Inc	Utilities	2.22
		<b>26.88</b>

# Portfolio Highlights

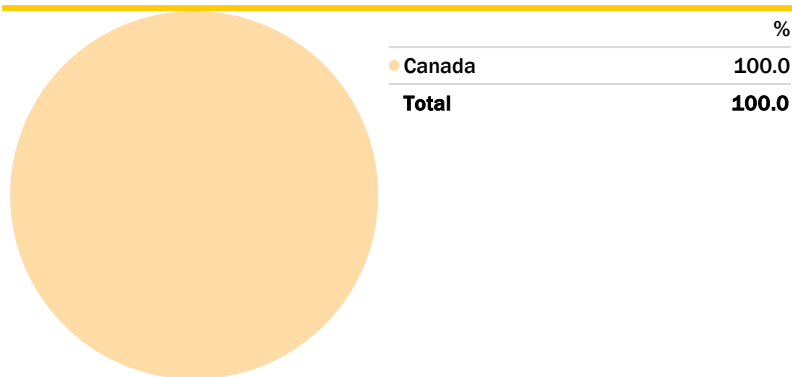


Monthly Report As of 2/29/2020

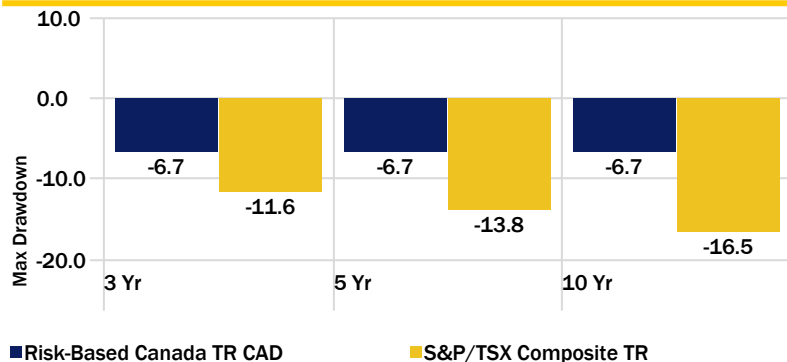
## Index Characteristics

	Risk-Based Canada TR CAD	S&P/TSX Composite TR
Average Mkt. Cap (\$mm)	10,528.3	21,701.9
Estimated Price/Earnings	12.9	13.9
Price/Book	1.9	1.7
Price/Cash Flow	8.4	8.7
Dividend Yield	3.3	3.3

## Country Allocation - By Country Domicile



## Maximum Drawdown



## Tickers

Currency	USD	CAD
Total Return	RRBCATR2	RRBCATR5
Net Total Return	RRBCANT2	RRBCANT5
Price	RRBCAPR2	RRBICAPR5
Reuters	.RRBCANT5	

## Index Administration



Rothschild & Co Risk Based Investments LLC is a wholly owned subsidiary of Rothschild & Co and, as the index sponsor, oversees the monthly calculation of weightings for each index through a proprietary risk-based method.

Source: Morningstar Direct

## Methodology

Quarterly Universe Constituent Selection - selects the largest stocks in the exchange universe (January, April, July, October)

### Quarterly Index Selection

- Selects the 50% of the universe with the lowest marginal risk contribution (combination of volatility and correlation)
- Each constituent is weighted so that it contributes an equal amount of risk

## Key Facts

Universe Constituents:	120
Selected Constituents	60
Weighting Methodology:	Equal Risk Contribution (ERC)
Rebalancing Frequency:	Quarterly
Index Launch Date	2/24/17
Index First Value Date:	1/14/00
Available Currencies	USD, CAD
Index Calculation Agent:	S&P Dow Jones Indices

## Disclaimer:

Index launch date is 2/24/17. All information presented prior to the launch date is backtested.

The Rothschild & Co Risk-Based Index series (the "Indexes") are the property of Rothschild & Co Risk Based Investments LLC ("R&Co"), which has contracted with S&P Opco, LLC (a subsidiary of S&P Dow Jones Indices LLC) to calculate and maintain the Index. The Index is not sponsored by S&P Dow Jones Indices or its affiliates or its third party licensors (collectively, "S&P Dow Jones Indices"). S&P Dow Jones Indices will not be liable for any errors or omissions in calculating the Index. "Calculated by S&P Dow Jones Indices" and the related stylized mark(s) are service marks of S&P Dow Jones Indices and have been licensed for use by R&Co. S&P® is a registered trademark of Standard & Poor's Financial Services LLC ("SPFS"), and Dow Jones® is a registered trademark of Dow Jones Trademark Holdings LLC ("Dow Jones").

Rothschild & Co Risk Based Investments LLC ("R&Co") is the Index Sponsor of the Rothschild & Co Risk-Based Index Series. All information is provided for information purposes only. Every effort is made to ensure that all information given in this publication is accurate, but no responsibility or liability can be accepted by R&Co or its licensors for any errors or for any loss from use of this publication. Neither R&Co nor any of its licensors makes any claim, prediction, warranty or representation whatsoever, expressly or impliedly, either as to the results to be obtained from the use of the Rothschild & Co Risk-Based Index Series or the fitness or suitability of the Index for any particular purpose to which it might be put. All figures and graphical representations in this publication refer to past performance and are sourced by R&Co. Past performance is not a reliable indicator of future results. No part of this information may be reproduced, stored in a retrieval system or transmitted in any form or by any means, electronic, mechanical, photocopying, recording or otherwise, without prior written permission of R&Co. Distribution of R&Co data and the use of R&Co indices to create financial products require a license with R&Co and/or its licensors. Nothing herein constitutes financial or investment advice, or constitutes an offer or invitation to buy or sell any investment or participate in any investment activity.

## Contact Us

Rothschild & Co Risk Based Investments LLC

1251 Avenue of the Americas  
New York, NY 10020  
Mark Burns | Global Product Specialist

T: +1 212 403 5282  
E: [RRBI.information@rothschildandco.com](mailto:RRBI.information@rothschildandco.com)