



New Court Fund GBP

Cover: Our office at New Court.
The site has been home to the
business in London since 1809.

Rothschild & Co
Wealth Management
New Court
St. Swithin's Lane
London
EC4N 8AL
+44 20 7280 5000
rothschildandco.com

© 2024 Rothschild & Co
Wealth Management

This is not a promotion or solicitation of the Rothschild & Co WM SICAV SIF – New Court Fund GBP, which is not usually available to execution only or advisory clients. When certain criteria are met discretionary portfolios may hold the Fund, but only at Rothschild & Co's discretion.

Values: All data as at 31st March 2024 (except inflation which is until 29th February 2024 as March 2024 data figures are not yet available). Sources of charts and tables: Rothschild & Co and Bloomberg, unless otherwise stated. Past performance is not indicative of future performance and investments and the income from them can fall as well as rise. Fund performance is shown in pounds sterling, after all fees, in total return, combining income and capital growth. Returns may increase or decrease as a result of currency fluctuations.

Please ensure you read the Important Information section at the end of this document.

Fund manager's review

Stock markets around the world climbed to new highs during the first quarter of 2024, notably in the US, Europe and Japan. With inflation continuing to fade and recession fears receding, investors are optimistic that major central banks will be able to cut interest rates at some point this year, probably starting in the summer.

PERFORMANCE CONTRIBUTIONS

The portfolio returned +4.7% in the first quarter of 2024. The strategy has returned +267.3% (net of fees) since inception vs. +224.4% for UK inflation +3% since inception (31st December 2002).¹ This equates to an annualised return of +6.3% compared to +5.7% for UK inflation +3%.²

PORTFOLIO PERFORMANCE

Equity markets rose higher over the first quarter (+9.5%) with broadened participation beyond the 'Magnificent Seven'.³ As inflation remained elevated, economies were resilient and the major central banks left their policy rates unchanged. Markets are now pricing in rate cuts from this summer onwards in both the US and Europe, acting as a tailwind for global markets.

The return assets performed well over the quarter, up 6.4%. Software company Topicus.com was our best performer (+38.0%), benefitting from the broader strength in 'growth' stocks over the period combined with good quarterly results. American Express (+21.9%) and Mastercard (+13.1%) similarly delivered impressive quarterly results and provided upbeat guidance on the outlook for 2024. Perhaps reflecting greater breadth in the market, two of the long-held steady compounders of value in the portfolio were also some of the best performers over the quarter with Berkshire Hathaway up 17.9% and chemicals firm Linde up 13.4%.

The cable companies struggled – Charter Communications (-25.2%), Cable One (-23.6%) and Comcast (-0.6%) – as results marginally missed market expectations. The share prices of these companies are particularly sensitive to the number of net

broadband subscribers. In our view, these share price reactions substantially exceed the true impact on the business of subscriber churn, as net quarterly numbers represent a small fraction of the total customer base. We continue to hold our cable positions and believe that ultimately the market could become a more stable duopoly between cable and fibre although we are continuing to test our assumptions and monitor the market.

Laboratory testing company Eurofins (+0.3%) also came under pressure following the release of quarterly results, reporting lower than expected free cash flow and a cut to the dividend. Eurofins is investing most of its cash back into the business, investing in new laboratories and technology but this is at the expense of near-term free cashflow and dividends. As long-term shareholders, we are encouraged by their investment in future growth – this should ultimately be reflected in shareholder returns although at present, the market is taking a short-term view.

Diversifying assets were overall slightly positive over the quarter (+2.6%). Strong performance from our trend followers offset the negative returns from our portfolio protection. All the trend followers were able to capture the upwards momentum in equity and selected commodity markets. A surge in cocoa, doubling over the quarter as supply came under pressure from bad weather and crop disease, as well as a rally in gold (+8% in USD in the first quarter) benefitted all three of the funds, with the Abbey Focus Fund up 14.4%, CFM IS Trends up 24.3% and CFM ISTEK up 14.1%. In line with our expectations in positive market conditions, Saba Capital Carry Neutral Tail Hedge (Saba) (-3.5%) and the Okura fund, managed by 36 South, (-1.5%) lost value over the quarter.

¹ The inception date of the Fund which implements this strategy was 14th July 2015. Performance for periods prior to inception date is the Rothschild & Co Wealth Management UK Ltd Balanced composite, adjusted to reflect the Fund's 1% management charge and fund operational costs.

² Annualised figures are calculated on a compound basis to best represent the results of staying continuously invested from inception of the strategy.

³ The 'Magnificent Seven' stocks – Alphabet, Amazon, Apple, Meta, Microsoft, Nvidia and Tesla.

Data sources: Rothschild & Co and Bloomberg.

All returns are in local currency terms unless otherwise stated and are sourced from Avaloq.

Holdings are subject to change without notice. This document does not constitute a personal recommendation or an offer or invitation to buy or sell securities or any other banking or investment product. Past performance is not indicative of future performance and investments and the income from them can fall as well as rise.

Fund manager's review (continued)

PORTFOLIO ACTIVITY

We made several changes to the portfolio over the first quarter of 2024.

In February, we sold Microsoft in full. When we initially purchased the holding in 2022, we had conviction in the specific cloud division of Microsoft. As a result, we initiated a small position although we were conscious of the valuation. Microsoft subsequently returned 49% and was trading on a forward price-to-earnings ratio of 35x, so we felt greater conviction in the forward return opportunities elsewhere in the portfolio.

We reinvested some of these proceeds into Aikya, an emerging markets fund. Since our initial investment in 2020, we have become increasingly comfortable with their team and investment approach. We have spent time with Aikya understanding their research process and we have appreciated their transparency with us. At our most recent meeting, the team were excited about the fund's forward returns which are currently in the high double digits, compared to 10% historically. Aside from some notable exceptions (such as India), emerging market stock indices have lagged their developed market peers in recent years, particularly the US market (for example, the MSCI Emerging Markets index has returned just 12% over the last 5 years, while the MSCI US and the MSCI All Country World Index have returned 96% and 68% respectively, all in USD terms). Aikya has been reducing its exposure to India, as they mostly see bubble-like valuations, and are reallocating selectively to cheaper markets.

We increased our positions in Saba and Okura in March, with both funds seeing more attractive opportunities than they have done for some time. Saba believes credit spreads are dislocated from reality; there is still a lot of uncertainty on a macro basis and the credit market is complacent. Investment grade spreads are at near-historic lows and high yield spreads are far too low versus history given default levels are rising. Credit dispersion is also at ultra-low levels, allowing Saba to selectively add single name exposure in both high yield and investment grade credit. For Okura, volatility in certain areas is as cheap as they have ever seen. Both holdings should be well-positioned if a more 'risk-off' sentiment prevails in the market.

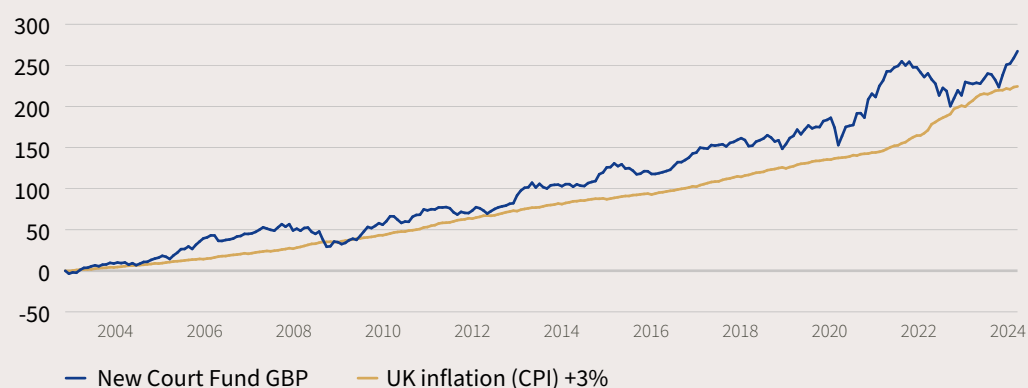
Towards the end of the period we also began redeeming our position in the Vanda fund. The political context surrounding China's equities has not cleared and has arguably deteriorated further. We have little confidence in our ability to predict if and when, this could change. Political interference in businesses was very limited when we first invested in early 2018, and not part of our original investment thesis, but became more of an issue during and following the pandemic. The regulatory crackdown on sectors such as private tuition demonstrated the ease with which state intervention can destroy shareholder value. We believe there are better opportunities elsewhere in the portfolio, where we have greater confidence about the longer-term outlook and shareholder returns.

Fund performance

Since inception, the Fund has outperformed the strategy's objective of inflation +3%. As at 31st March 2024, the net asset value per share was £36.24. The Fund size was £5,134.5 million.

PERFORMANCE SINCE INCEPTION (%)*

NET



PERFORMANCE COMPARISON – OVER TIME (%)

| | Q1 2024 | YTD | 2023 | 2022 | 2021 | 2020 | 2019 | SINCE INCEPTION* |
|---------------------------------------|------------|------------|-------------|-------------|-------------|-------------|-------------|------------------|
| NEW COURT FUND GBP | 4.7 | 4.7 | 11.9 | -9.8 | 10.2 | 11.2 | 14.2 | 267.3 |
| UK inflation +3% | 0.8 | 0.8 | 6.9 | 13.5 | 8.4 | 3.6 | 4.3 | 224.4 |
| UK inflation | 0.1 | 0.1 | 3.9 | 10.5 | 5.4 | 0.6 | 1.3 | 75.9 |
| Global equities (in local currencies) | 9.5 | 9.5 | 21.6 | -16.0 | 20.9 | 14.2 | 26.2 | 526.0 |
| Global equities (in sterling) | 9.4 | 9.4 | 15.8 | -8.7 | 19.6 | 13.0 | 21.7 | 692.7 |
| UK government bonds | -1.8 | -1.8 | 3.6 | -25.1 | -5.3 | 8.9 | 7.1 | 88.7 |
| Sterling cash | 1.3 | 1.3 | 4.7 | 1.4 | 0.1 | 0.2 | 0.7 | 49.5 |

* Data represents total returns of the investment strategy over the period from 31st December 2002 to 31st March 2024. The inception date of the Fund which implements this strategy was 14th July 2015. Performance for periods prior to inception date is the Rothschild & Co Wealth Management UK Ltd GBP Balanced composite, adjusted to reflect the Fund's 1% annual management charge and fund operational costs. Past performance is not indicative of future performance. The value of investments and the income from them can fall as well as rise.

Indices used: UK inflation (CPI inflation), global equities (MSCI All Country World Index in local currencies and sterling terms), UK government bonds (Bloomberg Barclays Gilts Total Return Index), sterling cash (Barclays Benchmark Overnight GBP Cash Index). All figures are calculated monthly from 31st December 2002 to 31st March 2024 (except inflation which is until 29th February 2024 as March 2024 data figures are not yet available).

Fund holdings

The Fund combines return and diversifying assets which are invested across global markets. The return assets are held to generate capital growth over the long term; the diversifying assets are held to protect capital and investment performance, particularly during difficult markets.

RETURN ASSETS (66.4%)

| Companies | 41.7% | Funds | 24.6% |
|-------------------------------------|-------|-------------------------------|-------|
| Admiral | 2.7% | Aikya | 1.8% |
| American Express | 3.8% | Albizia ASEAN | 1.2% |
| Ashtead | 3.1% | Amundi US Tech ETF | 2.6% |
| Booking | 2.5% | Bares US Equity | 3.0% |
| Cable One | 0.5% | Berkshire Hathaway | 4.3% |
| Canadian Pacific Kansas City | 2.1% | Global Long-Term Equity Fund | 0.4% |
| Charter Communications ¹ | 1.0% | Lansdowne Developed Markets | 3.8% |
| Comcast | 2.3% | Phoenix UK | 3.3% |
| Constellation Software ² | 2.2% | Vanda ³ | 1.1% |
| Deere | 2.3% | Ward Ferry Asian Smaller Co's | 3.3% |
| Eurofins | 2.3% | | |
| Linde | 3.5% | | |
| Mastercard | 3.4% | | |
| Moody's | 3.0% | | |
| Ryanair | 4.0% | | |
| S&P Global | 2.6% | | |
| Topicus.com | 0.6% | | |

DIVERSIFYING ASSETS (33.6%)

| Alternative strategies | 8.1% |
|--|-------------|
| Abbey Focus Fund | 3.8% |
| CFM ISTEK | 2.2% |
| CFM IS Trends | 2.1% |
| Portfolio protection | 4.9% |
| Okura | 1.6% |
| One River Dynamic Convexity | 1.4% |
| Saba Capital Carry Neutral Tail Hedge | 1.9% |
| S&P 500 4200 Resettable Put – June 2024 ⁴ | <0.1% |
| S&P 500 4400 Resettable Put – December 2024 ⁴ | <0.1% |
| Fixed income – nominal | 9.0% |
| Fixed rate bonds | 8.5% |
| Floating rate bonds | 0.6% |
| Fixed income – inflation linked assets | 8.0% |
| Inflation Focus Fund ⁵ | 8.0% |
| Cash and cash equivalents | 3.7% |
| Cash | 0.9% |
| T-Bills | 2.8% |
| Currency hedges | |
| EUR FX hedge | -8.2% |
| USD FX hedge | -28.1% |
| GBP FX hedge | 36.3% |

¹ Implemented via Charter Communications and Liberty.

² Constellation Software also includes a holding in Lumine Group.

³ The Vanda Fund is a Rothschild & Co vehicle managed by Cederberg Capital since 1st November 2018.

⁴ Put warrants (options) behave like insurance; we pay a premium for them and hope that they expire worthless, losing only the premium (a very small deduction). They will increase in value if equity markets fall, thereby providing some protection to the portfolio in the event of a fall in the value of equities held in the portfolio.

⁵ Internally managed implementation vehicle which gives us exposure to inflation-linked assets globally.

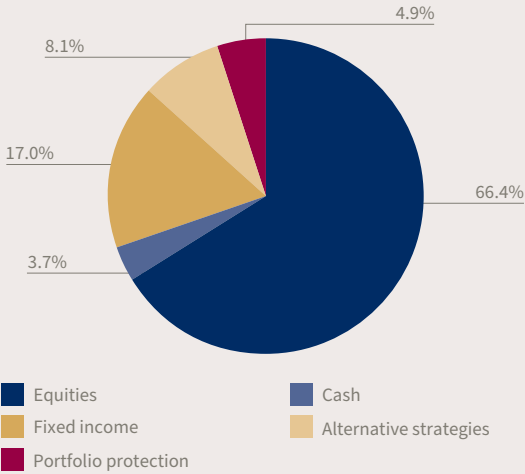
Holdings are subject to change without notice.

Percentages may not add up to 100% due to rounding.

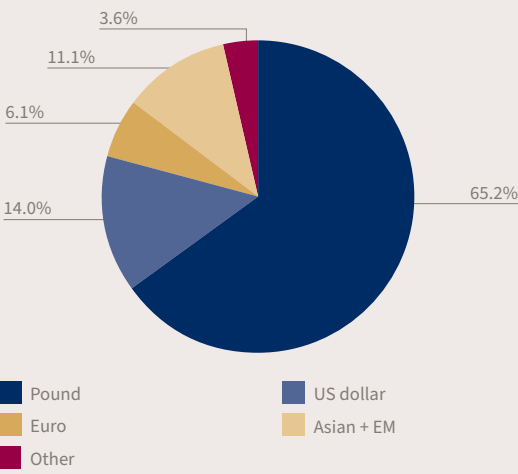
Fund allocations

The Fund is invested across global regions, asset classes and currencies. The fund manager follows a diversified investment approach and aims to preserve and grow the real value of the Fund over the longer term.

FUND HOLDINGS BY ASSET CLASS



FUND HOLDINGS BY CURRENCY



Percentages may not sum to 100% due to rounding. The above currency exposure is net of foreign exchange hedges. For the purposes of more accurately managing currency risk, where appropriate, we reflect the currency exposure of certain funds based on the underlying securities held within the fund, rather than the denomination of the fund.

Supporting information

ROTHSCHILD & CO WM SICAV SIF – NEW COURT FUND GBP

| | |
|--------------------------------------|---|
| Type of fund | A sub-fund of a Luxembourg Société d'Investissement à Capital Variable ("SICAV"). |
| Objective | The objective of the Fund is to preserve and grow the real value of the Fund over the long term through a diversified investment approach. The Fund may utilise a wide range of asset classes in order to achieve its objective. These may include equities, cash deposits, bonds, warrants, money market instruments, derivatives and forward transactions, funds (regulated and unregulated), exposure to currencies, commodities and property. |
| Launch date | New Court Feeder Fund: 25 th February 2013. Converted to New Court GBP Fund on 14 th July 2015. |
| Share class | Income and accumulation. Base currency is pound sterling. |
| Estimated synthetic OCF ¹ | 1.33%. This includes the manager's fee (1.00%), other expenses (0.07%) and expenses on underlying fund investments (0.26%). |
| Transaction costs ² | 0.06% |
| Pricing | Fund priced daily Subscriptions: daily (business days) Redemptions: weekly (Thursday) Settlement period: T+3 |
| Comparators | UK CPI +3%. MSCI All Country World in sterling. Bloomberg Barclays Gilts Total Return Index. Barclays Benchmark Overnight GBP Cash Index. |
| Tax | UK Reporting status is available. |

¹ The Ongoing Charges Figure (OCF) as calculated in December 2022. The OCF is the ratio of the Fund's total disclosable costs (excluding overdraft interest) to the average net assets of the Fund. It is intended to provide a reliable figure that gives the most accurate measure of what it costs to invest in the Fund. The Synthetic OCF includes the disclosed ongoing fees of the underlying fund investments weighted on the basis of their investment proportion in the Fund. From time to time management fees may differ. This will be disclosed and explained to you in good time before you invest.

² The transaction costs show the most recent transaction figures available.

Notes

At Rothschild & Co Wealth Management we offer an objective long-term perspective on investing, structuring and safeguarding assets, to preserve and grow our clients' wealth.

We provide a comprehensive range of services to some of the world's wealthiest and most successful families, entrepreneurs, foundations and charities.

In an environment where short-term thinking often dominates, our long-term perspective sets us apart. We believe preservation first is the right approach to managing wealth.

Important information

Rothschild & Co Wealth Management UK Limited offers discretionary portfolio management services to its prospective clients and clients. We may, at our discretion, sometimes deliver our balanced portfolio for clients using a fund vehicle where it matches your requirements. We do not solicit potential investors with materials for funds: you should only read this document having already been provided with materials for our standalone discretionary investment management services. This document does not constitute promotion or solicitation of the Rothschild & Co WM SICAV SIF – New Court Fund GBP which is not usually available for purchase on an execution only or advisory basis.

This document is strictly confidential and produced by Rothschild & Co for information purposes only and for the sole use of the recipient. Save as specifically agreed in writing by Rothschild & Co, this document must not be copied, reproduced, distributed or passed, in whole or part, to any other person. This document does not constitute a personal recommendation or an offer or invitation to buy or sell securities or any other banking or investment product. Nothing in this document constitutes legal, accounting or tax advice.

The value of investments, and the income from them, can go down as well as up, and you may not recover the amount of your original investment. Past performance should not be taken as a guide to future performance. Investing for return involves the acceptance of risk: performance aspirations are not and cannot be guaranteed. Should you change your outlook concerning your investment objectives and/or your risk and return tolerance(s), please contact your client adviser. Where an investment involves exposure to a foreign currency, changes in rates of exchange may cause the value of the investment, and the income from it, to go up or down. Income may be produced at the expense of capital returns. Portfolio returns will be considered on a "total return" basis meaning returns are derived from both capital appreciation or depreciation as reflected in the prices of your portfolio's investments and from income received from them by way of dividends and coupons. Holdings in example or real discretionary portfolios shown herein are detailed for illustrative purposes only and are subject to change without notice. As with the rest of this document, they must not be considered as a solicitation or recommendation for separate investment.

Neither MSCI nor any other party involved in or related to compiling, computing or creating the MSCI data makes any express or implied warranties or representations with respect to such data (or the results to be obtained by the use thereof), and all such parties hereby expressly disclaim all warranties of originality, accuracy, completeness, merchantability or fitness for a particular purpose with respect to any of such data. Without limiting any of the foregoing, in no event shall MSCI, any of its affiliates or any third party involved in or related to compiling, computing or creating the data have any liability for any direct, indirect, special, punitive, consequential or any other damages (including lost profits) even if notified of the possibility of such damages. No further distribution or dissemination of the MSCI data is permitted without MSCI's express written consent.

Although the information and data herein are obtained from sources believed to be reliable, no representation or warranty, expressed or implied, is or will be made and, save in the case of fraud, no responsibility or liability is or will be accepted by Rothschild & Co as to or in relation to the fairness, accuracy or completeness of this document or the information forming the basis of this document or for any reliance placed on this document by any person whatsoever. In particular, no representation or warranty is given as to the achievement or reasonableness of any future projections, targets, estimates or forecasts contained in this document. Furthermore, all opinions and data used in this document are subject to change without prior notice.

This document is distributed in the UK by Rothschild & Co Wealth Management UK Limited. Law or other regulation may restrict the distribution of this document in certain jurisdictions. Accordingly, recipients of this document should inform themselves about and observe all applicable legal and regulatory requirements. For the avoidance of doubt, neither this document nor any copy thereof may be sent to or taken into the United States or distributed in the United States or to a US person. References in this document to Rothschild & Co are to any of the various companies in the Rothschild & Co Continuation Holdings AG Group operating/trading under the name "Rothschild & Co" and not necessarily to any specific Rothschild & Co company. None of the Rothschild & Co companies outside the UK are authorised under the UK Financial Services and Markets Act 2000 and accordingly, in the event that services are provided by any of these companies, the protections provided by the UK regulatory system for retail customers will not apply, nor will compensation be available under the UK Financial Services Compensation Scheme. If you have any questions on this document, your portfolio or any elements of our services, please contact your client adviser.

The Rothschild & Co Group includes the following businesses (amongst others): Rothschild & Co Wealth Management UK Limited. Registered in England No 4416252. Registered office: New Court, St Swithin's Lane, London, EC4N 8AL. Authorised and regulated by the Financial Conduct Authority. Rothschild & Co Bank International Limited (No 1088). Registered office: St Julian's Court, St Julian's Avenue, St Peter Port, Guernsey, GY1 3BP. Licensed and regulated by the Guernsey Financial Services Commission for the provision of Banking and Investment Services. Rothschild & Co Bank AG. Registered office: Zollikerstrasse 181, 8034 Zurich, Switzerland. Authorised and regulated by Eidgenössischen Finanzmarktaufsicht FINMA.

Investment returns and the principal value of an investment will fluctuate and may be volatile. An investment in the Fund involves significant risks, including the risk of loss of capital. The Rothschild & Co WM SICAV SIF – New Court Fund GBP is suitable only for sophisticated investors and requires the financial ability and willingness to accept the risks inherent in an investment in the Rothschild & Co WM SICAV SIF – New Court Fund GBP. No assurance can be given that the Rothschild & Co WM SICAV SIF – New Court Fund GBP's investment objectives will be achieved. Account valuations of individual investors may vary and such historical returns may not reflect the performance of any one investor.

There can be no assurance that an investment will achieve returns at levels comparable to the returns reflected herein. An investors' return may be different than that of the Rothschild & Co WM SICAV SIF – New Court Fund GBP because of, among other things, differences in the amount of capital at risk, diversification, risk tolerance and portfolio turnover.

No independent party has audited the performance results shown herein, nor has any independent party undertaken to confirm that such results reflect the trading method under the assumptions or conditions of Rothschild & Co's investment process.

The indices referenced herein are well-known market indices which are included merely to show the general trend in the markets for the periods indicated and are not intended to imply that the pro-forma returns were comparable to the indices either in composition or element of risk or that the Rothschild & Co WM SICAV SIF – New Court Fund GBP's portfolio is benchmarked to the indices. The indices are unmanaged, may or may not be investable, have no expenses and reflect reinvestment of dividends and distributions. Index data is provided for comparative purposes only. A variety of factors may cause an index to be an inaccurate benchmark for a particular fund and the index does not necessarily reflect the actual investment strategy of the Rothschild & Co WM SICAV SIF – New Court Fund GBP.